

**NOTES:**

DESIGN STAIRS FOR 100 p.s.f. LIVE LOAD AND TREADS FOR 300lbs. CONCENTRATED LOAD PER IBC 2021.

DETAIL HANGER RODS AND/OR POSTS TO TRANSFER LOAD IN LINE WITH CENTERLINE OF SUPPORT BEAM ABOVE. DO NOT IMPOSE ECCENTRICITY INTO SUPPORT BEAMS.

SEE GENERAL NOTES FOR MORE INFO. ON STAIRS.

RE: ARCH. FOR EXACT GEOMETRY AND OTHER REQUIREMENTS. COMPLY WITH ALL AESTHETIC REQUIREMENTS INDICATED BY ARCH.

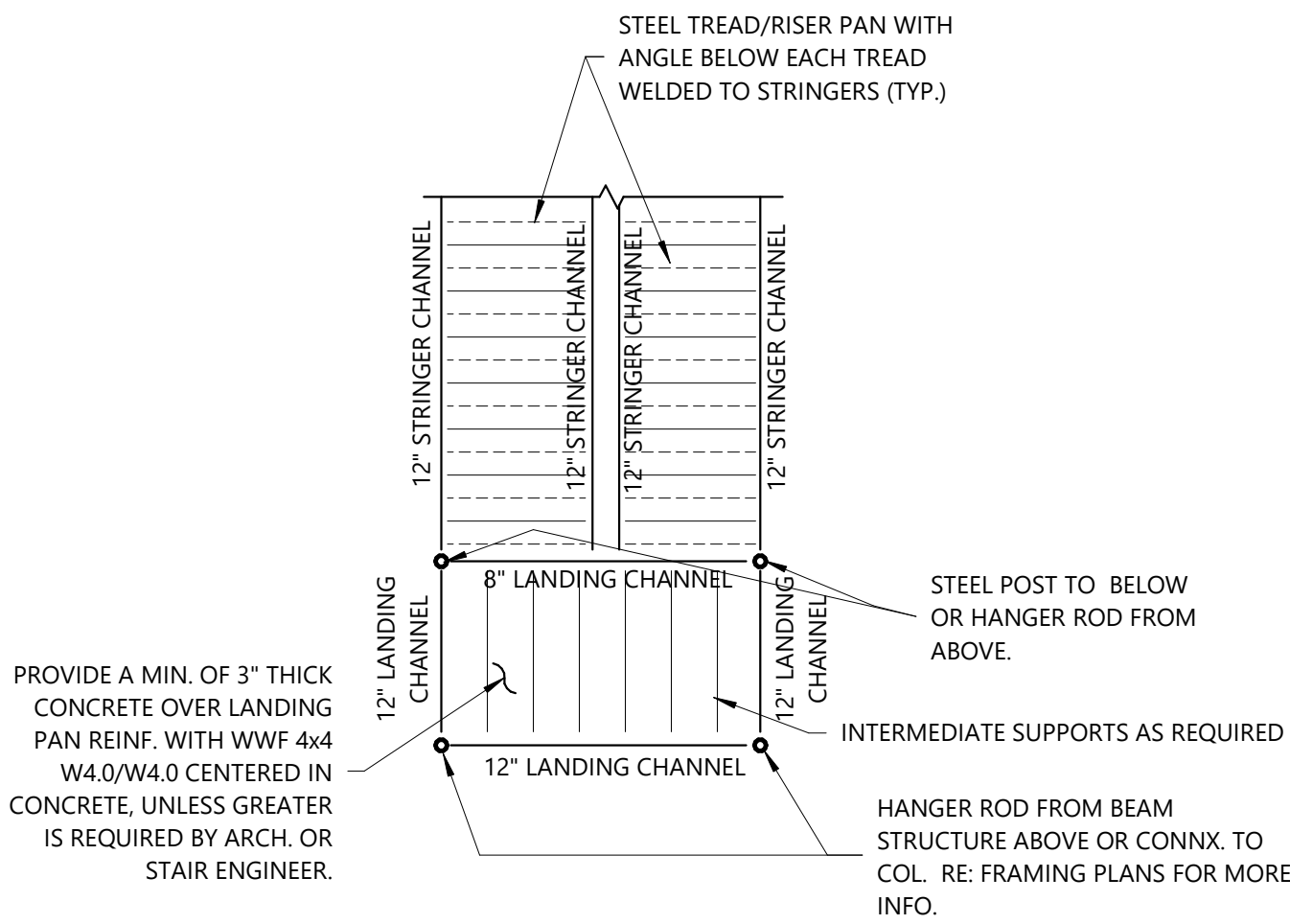
PROVIDE FULL-PEN WELDED SPLICES BETWEEN LANDING CHANNEL WHEN REQUIRED FOR STABILITY. NOTCH STRINGERS AS REQUIRED TO EXTEND STRINGERS UNDER LANDINGS AS REQUIRED FOR STABILITY.

ANY FLOOR LANDING AREA AT STAIR THAT IS NOT SHOWN ON STRUCTURAL DRAWINGS SHALL BE DESIGNED AND PROVIDED BY THE PRE-ENGINEERED METAL STAIR SUPPLIER.

ALL STAIR AND RAIL SHOP DRAWINGS AND CALCULATIONS SHALL BE SIGNED AND SEALED BY THE STAIR ENGINEER.

RAIL POSTS SHALL BE WELDED DIRECTLY TO STRUCTURAL STEEL, UNLESS NOTED OTHERWISE.

PROVIDE THREE-DIMENSIONAL MODEL IN IFC FORMAT FOR REVIEW WITH SHOP DRAWINGS FOR ALL STAIRS.



**NOTES:**

DESIGN STAIRS FOR 100 p.s.f. LIVE LOAD AND TREADS FOR 300lbs. CONCENTRATED LOAD PER IBC 2021.

DETAIL HANGER RODS AND/OR POSTS TO TRANSFER LOAD IN LINE WITH CENTERLINE OF SUPPORT BEAM ABOVE. DO NOT IMPOSE ECCENTRICITY INTO SUPPORT BEAMS.

SEE GENERAL NOTES FOR MORE INFO. ON STAIRS.

RE: ARCH. FOR EXACT GEOMETRY AND OTHER REQUIREMENTS. COMPLY WITH ALL AESTHETIC REQUIREMENTS INDICATED BY ARCH.

PROVIDE FULL-PEN WELDED SPLICES BETWEEN LANDING CHANNEL WHEN REQUIRED FOR STABILITY. NOTCH STRINGERS AS REQUIRED TO EXTEND STRINGERS UNDER LANDINGS AS REQUIRED FOR STABILITY.

ANY FLOOR LANDING AREA AT STAIR THAT IS NOT SHOWN ON STRUCTURAL DRAWINGS SHALL BE DESIGNED AND PROVIDED BY THE PRE-ENGINEERED METAL STAIR SUPPLIER.

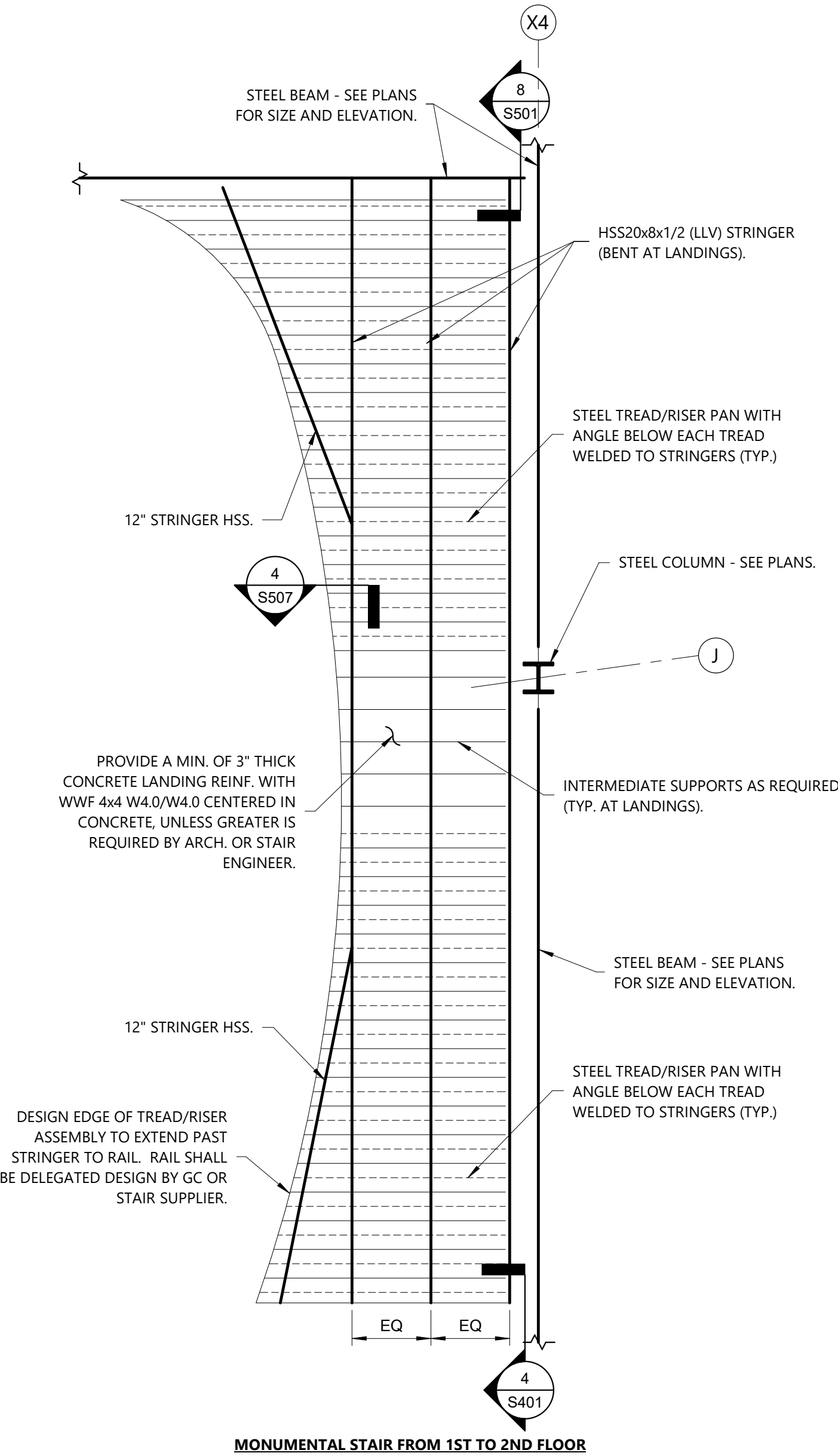
ALL STAIR AND RAIL SHOP DRAWINGS AND CALCULATIONS SHALL BE SIGNED AND SEALED BY THE STAIR ENGINEER.

RAIL POSTS SHALL BE WELDED DIRECTLY TO STRUCTURAL STEEL, UNLESS NOTED OTHERWISE.

PROVIDE THREE-DIMENSIONAL MODEL IN IFC FORMAT FOR REVIEW WITH SHOP DRAWINGS FOR ALL STAIRS.

**1 Plan View Of Pre-Eng. Stairs (Full Turn)**  
3/8" = 1'-0"

**2 Plan View Of Pre-Eng. Stairs**  
1/4" = 1'-0"



**NOTES:**

DESIGN STAIRS FOR 100 p.s.f. LIVE LOAD AND TREADS FOR 300lbs. CONCENTRATED LOAD PER IBC 2021.

SEE GENERAL NOTES FOR MORE INFO. ON STAIRS.

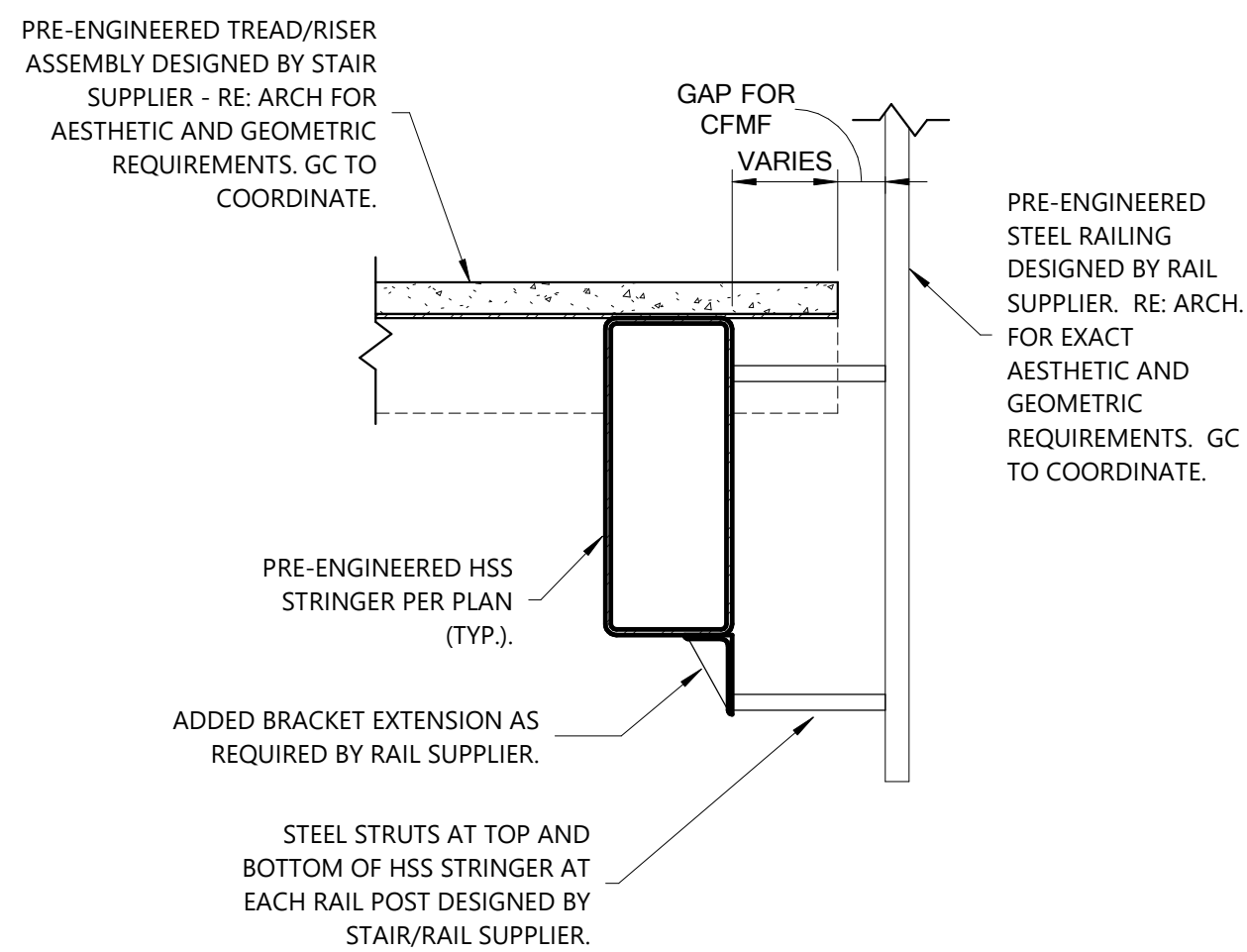
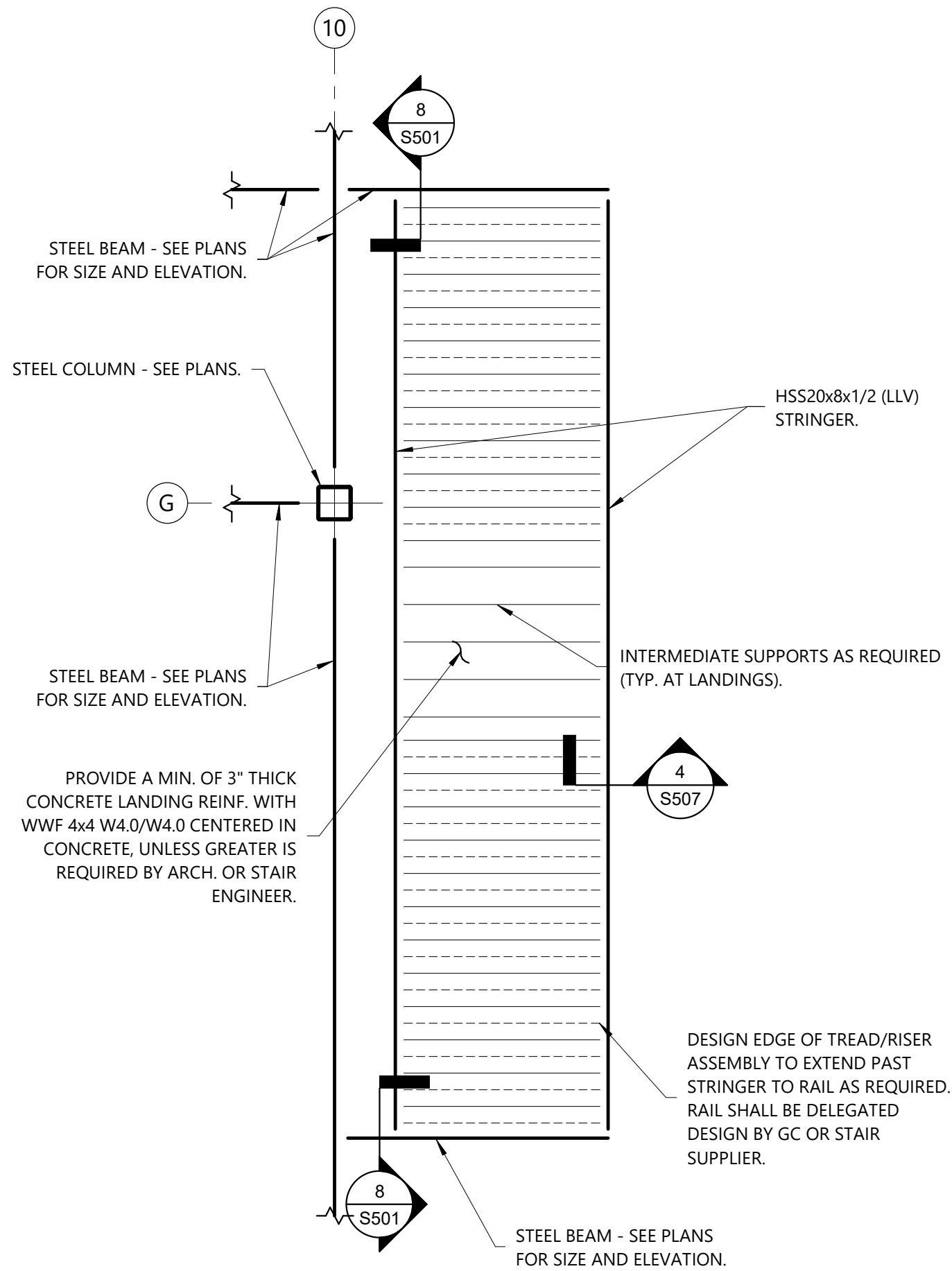
RE: ARCH. FOR EXACT GEOMETRY AND OTHER REQUIREMENTS. COMPLY WITH ALL AESTHETIC REQUIREMENTS INDICATED BY ARCH.

PROVIDE FULL-PEN WELDED SPLICES BETWEEN LANDING CHANNEL WHEN REQUIRED FOR STABILITY. NOTCH STRINGERS AS REQUIRED TO EXTEND STRINGERS UNDER LANDINGS AS REQUIRED FOR STABILITY.

ANY FLOOR LANDING AREA AT STAIR THAT IS NOT SHOWN ON STRUCTURAL DRAWINGS SHALL BE DESIGNED AND PROVIDED BY THE PRE-ENGINEERED METAL STAIR SUPPLIER.

ALL STAIR AND RAIL SHOP DRAWINGS AND CALCULATIONS SHALL BE SIGNED AND SEALED BY THE STAIR ENGINEER.

PROVIDE THREE-DIMENSIONAL MODEL IN IFC FORMAT FOR REVIEW WITH SHOP DRAWINGS FOR ALL STAIRS.



**4 Monumental Stair Edge**  
1" = 1'-0"

**3 Plan View Of Monumental Stair**  
1/4" = 1'-0"

**FOX NESBIT**

BATON ROUGE NEW ORLEANS  
RUSTON LAFAYETTE DESTIN  
225-293-8505 www.fox-nesbit.com  
© 2025 24724 R-24 B360

**ASHE BROUSSARD I WEINZETTLE ARCHITECTS**

**TIPTON ASSOCIATES**

**CONSULTANTS**  
 Moncman Butler & Associates, LLC  
 CABDO Landscape Architecture, LLC  
 Fox-Nesbit Engineering, Inc.  
 Salas O'Brien  
 Mechanical Engineering  
 Associated Design Group, Inc.  
 Electrical Engineering  
 Specialty Architecture

**ISSUE FOR BID**

**LOUISIANA STATE UNIVERSITY ALEXANDRIA**

**DOWNTOWN HEALTH SERVICES CENTER**

800 JACKSON ST.  
ALEXANDRIA, LA 71301

PROJECT # 19-002-23-01 WBS: F. 19002049  
 ARCH PROJECT # 2023.20 / 1931.00-23  
 SITE ID: NEW SITE CODE: 6-00-23  
 DATE OCTOBER 10, 2023

Ashe Broussard Weinzettte Architects, LLP  
 Tipton Associates APAC, A Joint Venture  
 301 Jackson Street, Suite 205  
 Alexandria, LA 71301

NO.	REVISION	DATE

**KEYPLAN**

**FRAMING DETAILS**

**S507**