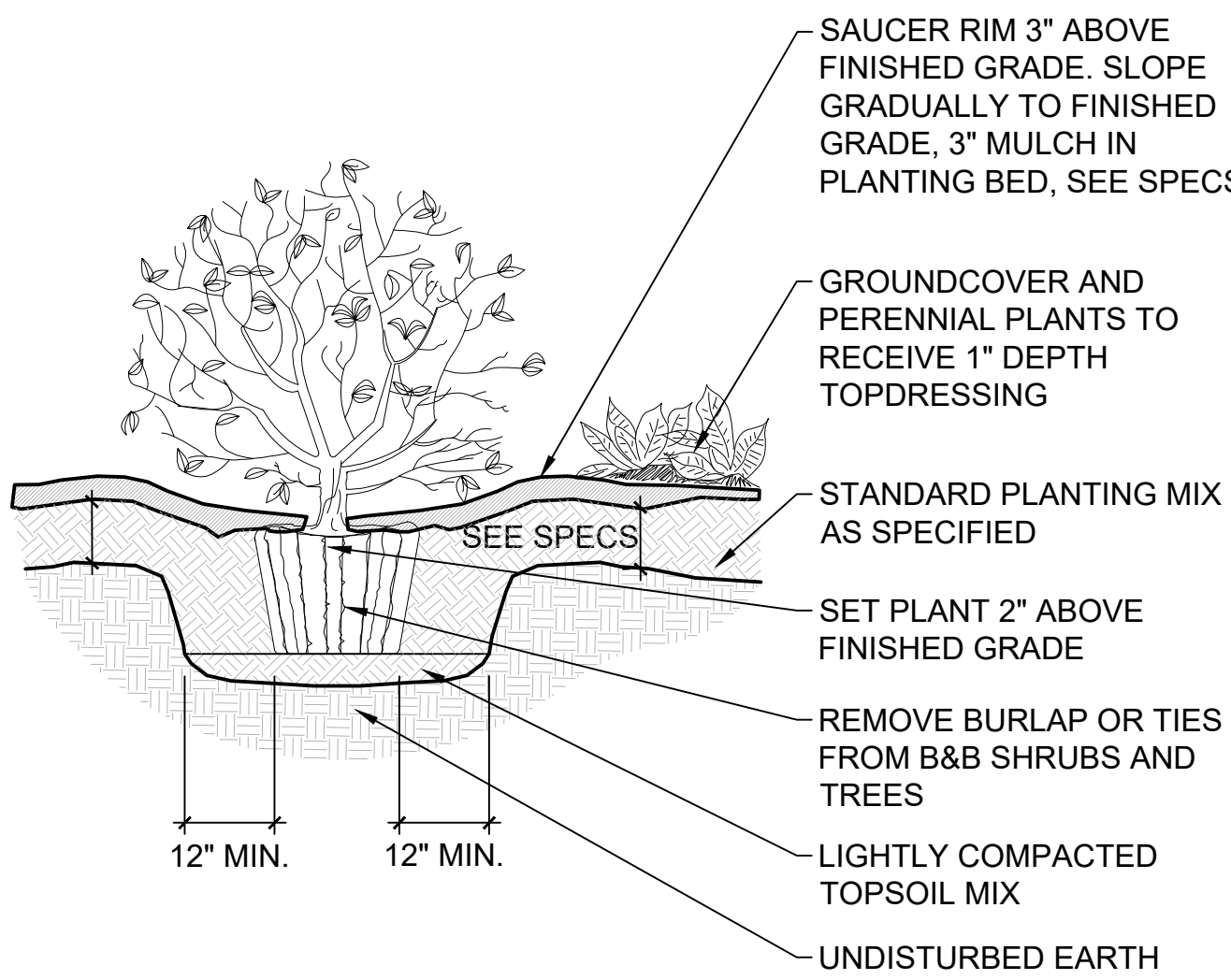


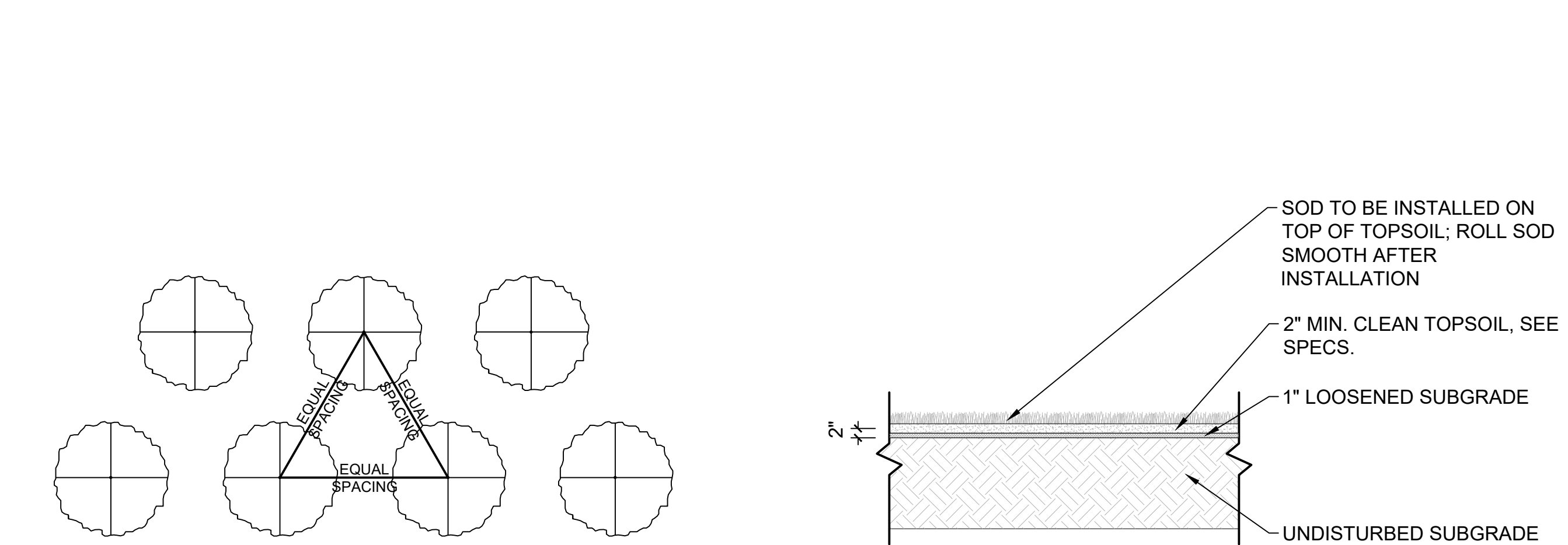
1 TREE PLANTING - ROOT BALL ANCHORS - SQ. SAUCER
SCALE: 1/4" = 1'-0"



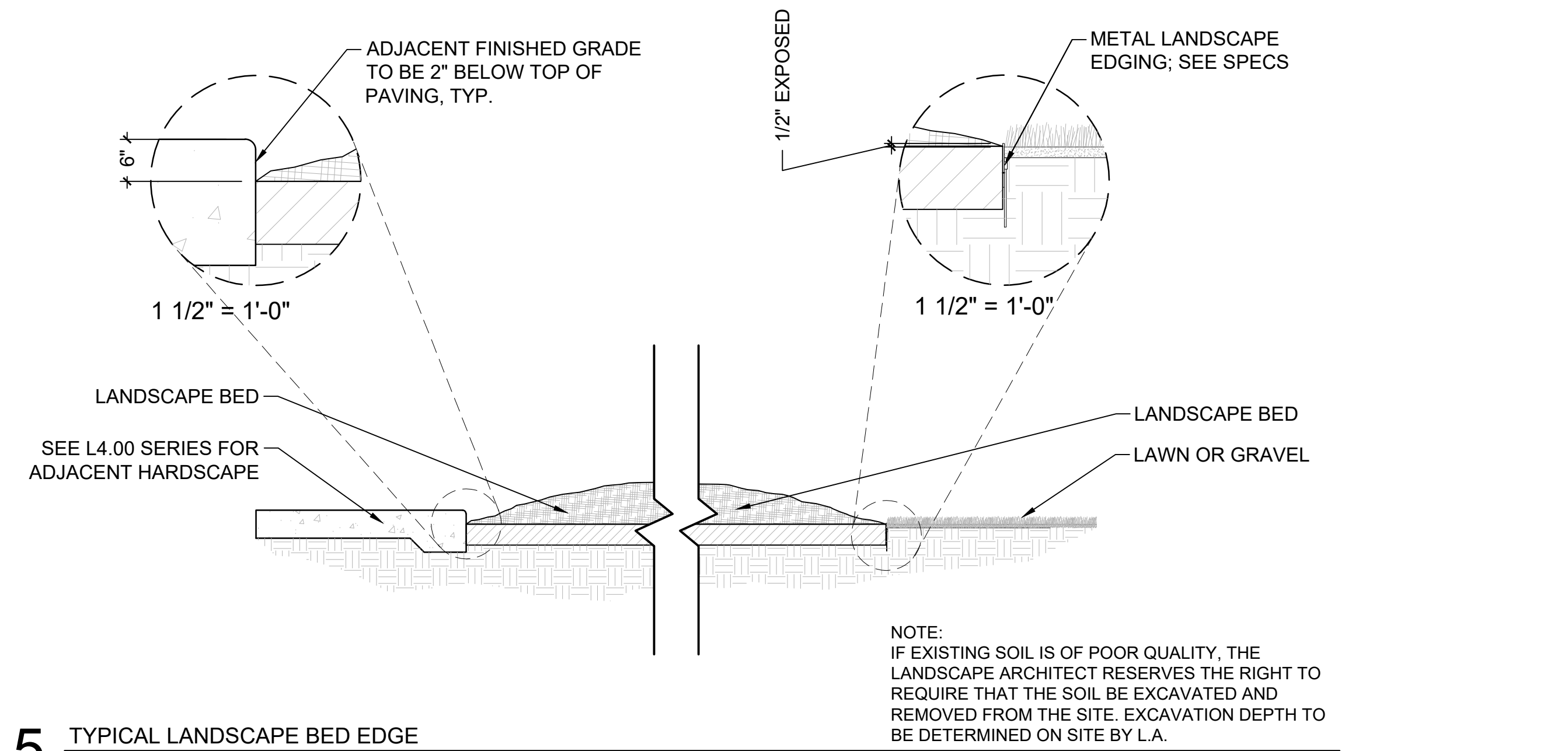
2 SHRUB PLANTING
SCALE: 1/2" = 1'-0"

REFERENCE NOTES SCHEDULE

CODE	DESCRIPTION	QTY
SOIL PREP AND MULCH		
A-101	LANDSCAPE BED & SOIL PREPARATION - 12" MINIMUM DEPTH. SEE PLANT SPECIFICATIONS.	7.732 SF
A-102	PINE STRAW MULCH @ 3" DEPTH	7.369 SF
A-103	DECOMPOSED HARDWOOD MULCH	937 SF
GRAVEL AND ROCK		
A-201	PLANTER SOIL MIX @ 18" DEPTH	27.6 CY
A-202	PLANTER SOIL MIX @ 30" DEPTH	7.22 CY
ROCK		
K-101	MAINTENANCE TROUGH: 2'-3" SMOOTH BROWN DRAINAGE GRAVEL @ 4" DEPTH. SEE SPECIFICATION - CONTRACTOR RESPONSIBLE FOR VERIFICATION OF QUANTITIES.	11.9 CY
K-102	#8 LIMESTONE GRAVEL	614 SF
METAL		
M-101	METAL EDGING - SEE SPECIFICATIONS IN 329300 - PLANTS	805 LF

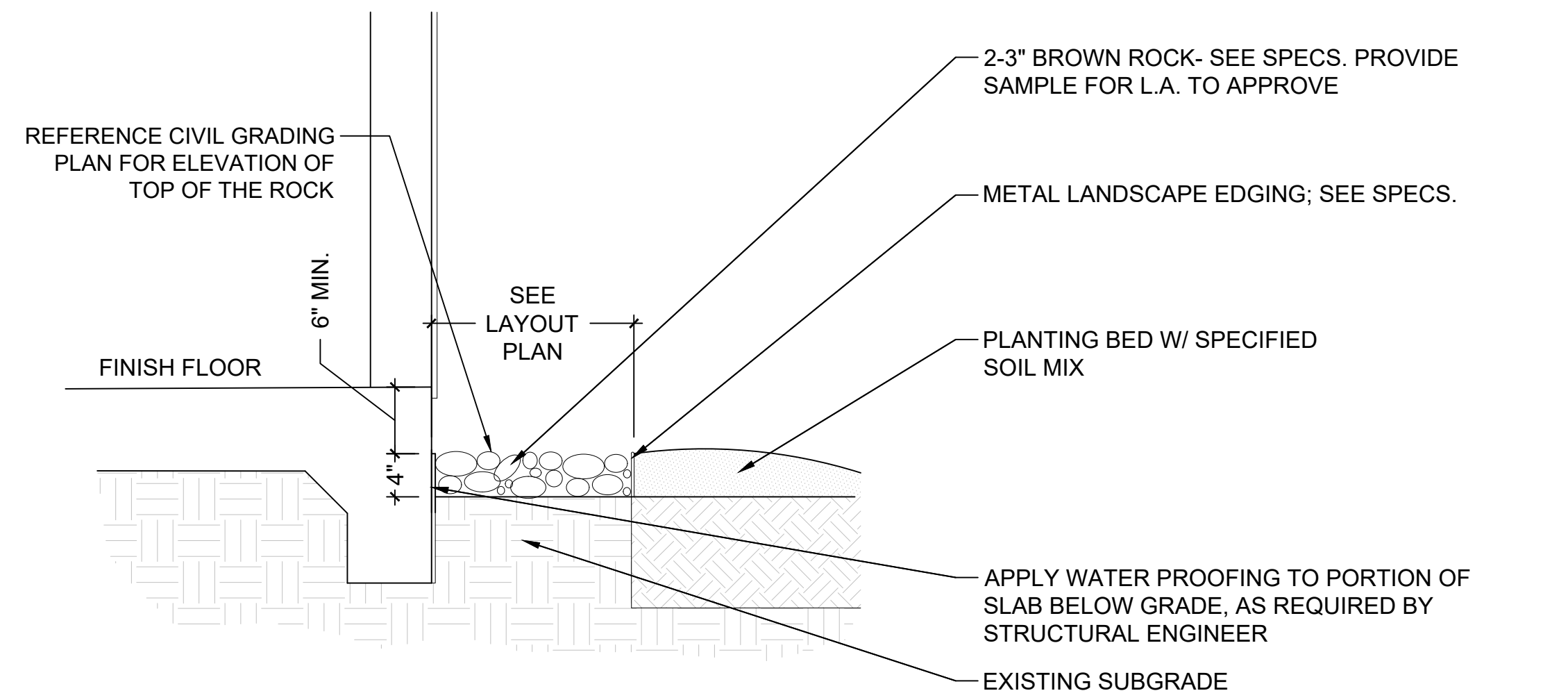


3 TYPICAL SHRUB & GROUNDCOVER LAYOUT
SCALE: 1/2" = 1'-0"

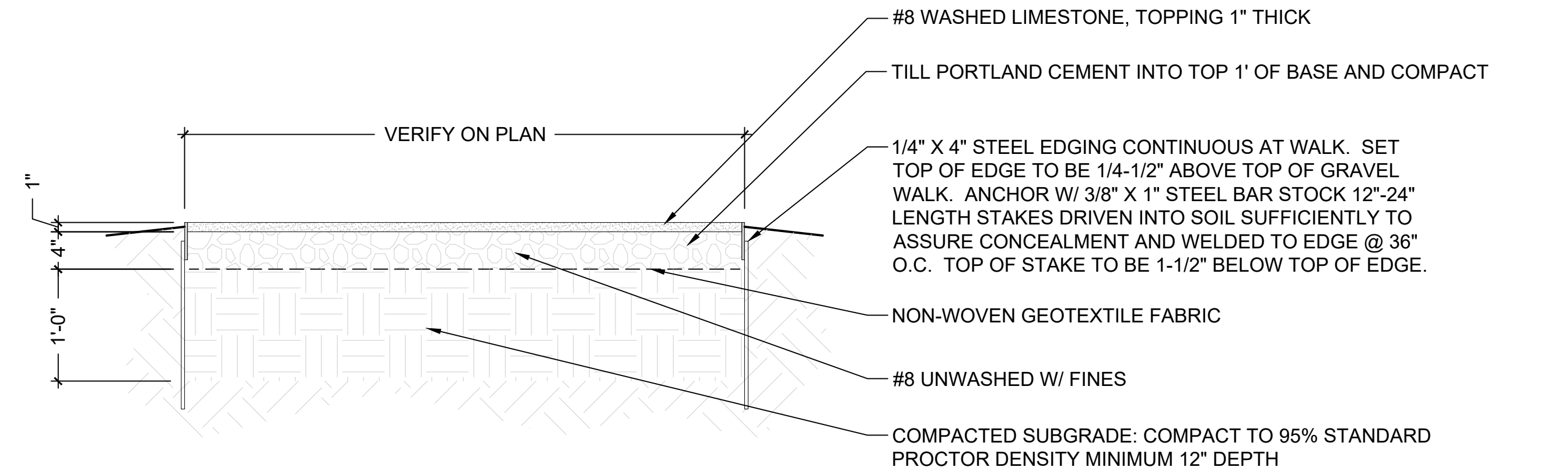


4 TYPICAL SOD LAWN
SCALE: 1/2" = 1'-0"

5 TYPICAL LANDSCAPE BED EDGE
SCALE: 3/4" = 1'-0"



6 MAINTENANCE TROUGH - TYPICAL
SCALE: 1" = 1'-0"










7 LIMESTONE GRAVEL
SCALE: 1" = 1'-0"




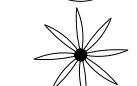


PLANT SCHEDULE GROUND LEVEL

SYMBOL	QTY	COMMON / BOTANICAL NAME	SIZE	HEIGHT	REMARKS	
TREES						
	10	KELTYK SWEETBAY MAGNOLIA / MAGNOLIA VIRGINIANA 'KELTYK'	3" - 4" CAL.	12' - 14' HT.	SINGLE STRAIGHT TRUNK, SPECIMEN QUALITY, FULL CANOPY SPREAD	
SYMBOL	QTY	COMMON / BOTANICAL NAME	SIZE	HEIGHT	SPACING	REMARKS
SHRUBS						
	9	AMERICAN BEAUTYBERRY / CALLICARPA AMERICANA	3 GAL.		48" o.c.	FULL PLANT
	149	CARISSA HOLLY / ILEX CORNUTA 'CARISSA'	3 GAL.		30" o.c.	FULL PLANT
	33	DWARF PALMETTO / SABAL MINOR	3 GAL.		42" o.c.	FULL PLANT
	33	GOLDSTURM CONEFLOWER / RUDBECKIA FULGIDA SULLIVANTII 'GOLDSTURM'	1 GAL.		18" o.c.	FULL PLANT
	56	PEACHIE'S PICK STOKES' ASTER / STOKESIA LAEVIS 'PEACHIE'S PICK'	1 GAL.		18" o.c.	FULL PLANT
	46	SHISHI GASHIRA CAMELLIA / CAMELLIA SASANQUA 'SHISHI GASHIRA'	3 GAL.	2' MIN	36" o.c.	FULL PLANT
	97	TARA PRAIRIE DROPSIED / SPOROBOLUS HETEROLEPIS 'TARA'	1 GAL.		18" o.c.	FULL PLANT
	113	VIRGINIA SWEETSPIRE / ITEA VIRGINICA 'LITTLE HENRY' TM	3 GAL.	24" MIN. HT.	30" o.c.	FULL PLANT
	11	WAX MYRTLE / MYRICA CERIFERA	7 GAL.	3' MIN. HT.	72" o.c.	FULL TO GROUND
SYMBOL	QTY	COMMON / BOTANICAL NAME	SIZE		SPACING	REMARKS
GROUND COVERS						
	1,846	BIG BLUE LILYTURF / LIRIOPE MUSCARI 'BIG BLUE'	1 GAL.		12" o.c.	FULL PLANT
	335	EUROPEAN GREY SEDGE / CAREX DIVULSA	1 GAL.		18" o.c.	FULL PLANT
	356	GREEN-AND-GOLD / CHRYSOOGONUM VIRGINIANUM	1 GAL.		12" o.c.	FULL PLANT
	1,424 SF	PALISADES ZOYSIA / ZOYSIA X 'PALISADES'	SOD			FREE OF WEEDS
	244	WOOD FERN / TELYPTERIS KUNTHII	1 GAL.		24" o.c.	FULL PLANT

PLANT SCHEDULE 3RD FLOOR

<u>SYMBOL</u>	<u>QTY</u>	<u>COMMON / BOTANICAL NAME</u>	<u>SIZE</u>	<u>SPACING</u>	<u>REMARKS</u>
<u>SHRUBS</u>					
	11	BERGGARTEN GARDEN SAGE / SALVIA OFFICINALIS 'BERGGARTEN'	1 GAL.	18" o.c.	FULL PLANT
	60	CREEPING THYME / THYMUS SERPYLLUM	1 GAL.	9" o.c.	FULL PLANT
	36	GREEK OREGANO / ORIGANUM VULGARE HIRTUM	1 GAL.	12" o.c.	FULL PLANT
	15	LEMON THYME / THYMUS X CITRIODORUS	1 GAL.	9" o.c.	FULL PLANT
	10	PROSTATE ROSEMARY / SALVIA ROSMARINUS 'PROSTRATUS'	1 GAL.	24" o.c.	FULL PLANT
	60	RISEING STAR CHIVES / ALLIUM SCHOENOPRASUM 'RISEING STAR'	1 GAL.	9" o.c.	FULL PLANT
	19	SOUTHERN BELLE CONEFLOWER / ECHINACEA PURPUREA 'SOUTHERN BELLET'	1 GAL.	18" o.c.	FULL PLANT

PLANT SCHEDULE 4TH

<u>SYMBOL</u>	<u>QTY</u>	<u>COMMON / BOTANICAL NAME</u>	<u>SIZE</u>	<u>HEIGHT</u>	<u>REMARKS</u>	
TREES						
	3	OKLAHOMA TEXAS REDBUD / CERCIS CANADENSIS TEXENSIS 'OKLAHOMA'	2" CAL.	8' - 10' HT.	SINGLE STRAIGHT TRUNK. SPECIMEN QUALITY. FULL CANOPY SPREAD	
<u>SYMBOL</u>	<u>QTY</u>	<u>COMMON / BOTANICAL NAME</u>	<u>SIZE</u>	<u>HEIGHT</u>	<u>SPACING</u>	<u>REMARKS</u>
SHRUBS						
	21	GOLDSTURM CONEFLOWER / RUDBECKIA FULGIDA SULLIVANTII 'GOLDSTURM'	1 GAL.	18" o.c.		FULL PLANT
	34	SIDE OATS GRAMA / BOUTELOUA CURTIPENDULA	1 GAL.	18" o.c.		FULL PLANT
	24	SOUTHERN BELLE CONEFLOWER / ECHINACEA PURPUREA 'SOUTHERN BELLET'	1 GAL.	18" o.c.		FULL PLANT
	43	TARA PRAIRIE DROPSEED / SPOROBOLUS HETEROLEPIS 'TARA'	1 GAL.	18" o.c.		FULL PLANT
<u>SYMBOL</u>	<u>QTY</u>	<u>COMMON / BOTANICAL NAME</u>	<u>SIZE</u>	<u>SPACING</u>	<u>REMARKS</u>	
GROUND COVERS						
	82	FROGFRUIT / PHYLLOPODIUM	1 GAL.	12" o.c.	FULL PLANT	